



**Specialist
Pharmacy
Service**



Assurance of aseptic preparation – emerging themes from iQAAPS

Ian Allen
Deputy RQA Pharmacist NW

**The first stop
for professional medicines advice**



Why iQAAPs?

“ Currently the collation of metrics and audit findings, undertaken within the Specialist Pharmacy Service (SPS), is maintained on an Excel spreadsheet with limited access.

A more transparent and robust method of data collection is needed to provide a single, centralised view of the status of the aseptic services and promote transparency for the service and public alike.”

From “Transforming NHS Pharmacy Aseptic Services in England” by Lord Carter Coles

iQAAPS Where are we now?



Rolled out to 140 sites in England



83 sites have now had an audit via the system



Quality indicator data submission live July 2023

EL 97 (52) guidance replaced

Date published: 17 March, 2023
Date last updated: 1 June, 2023

[Download as a PDF](#)

[Medicine](#)

Assurance of aseptic preparation of medicines

[← Publication](#)

Content

[1. Purpose](#)

[2. Introduction](#)

NHS Infusions and Special Medicines Programme: Guidance to replace EL(97)52 in England

This [video](#) summarises the guidance and explains why it is important for acute trusts and integrated care boards

1. Purpose

Data sources



Audit reports



Pre audit questionnaires



Quality indicators

Outputs



Increasing oversight



Themes from audit



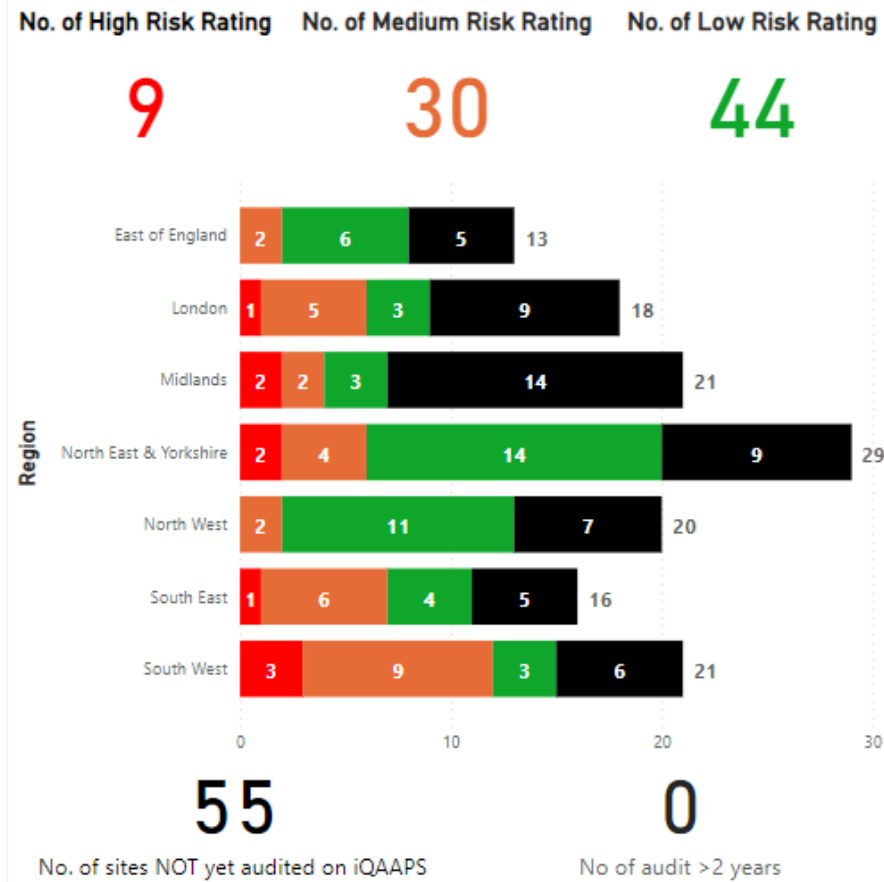
Unit data

Overall risk ratings



Filters

Unit risk ratings



High risk sites overview

100%

QI Submission Returned Last Month

85%

QI Submission Returned Last Quarter

Site	Region	Overall Risk Rating	Audit Date	No. of audit actions past agreed deadline	QI Submission last month	% QI Submitted last quarter	Re-audit date
		High	16 June 2023	0	Yes	100%	09 January 2024
		High	13 January 2023	32 ↑	Yes	100%	12 January 2024
		High	10 August 2023	0	Yes	100%	09 August 2024
		High	05 December 2022	10 ↑	Yes	100%	09 January 2024
		High	28 June 2023	1 ↑	Yes	100%	04 March 2024
		High	05 September 2023	0	Yes	33%	05 September 2023
		High	28 June 2022	0	Yes	100%	10 January 2024
		High	24 April 2023	0	Yes	33%	
		High	08 August 2023	0	Yes	100%	06 February 2024

Quality indicator data

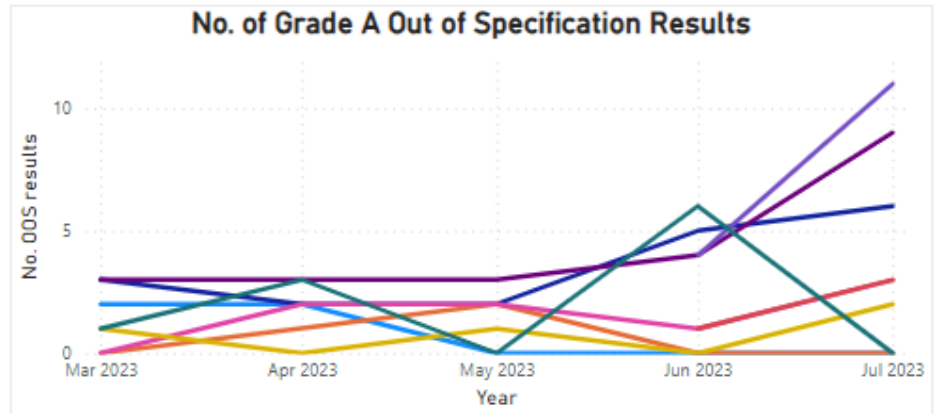
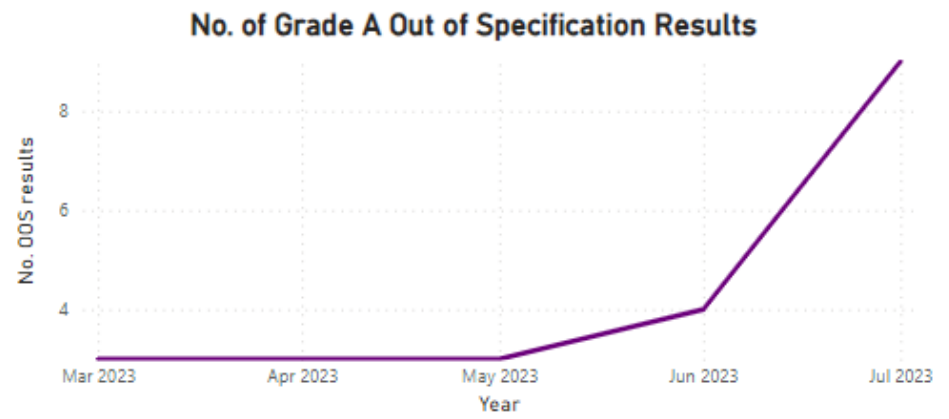
88%

QI Submission Returned Last Month

77%

QI Submission Returned Last Quarter

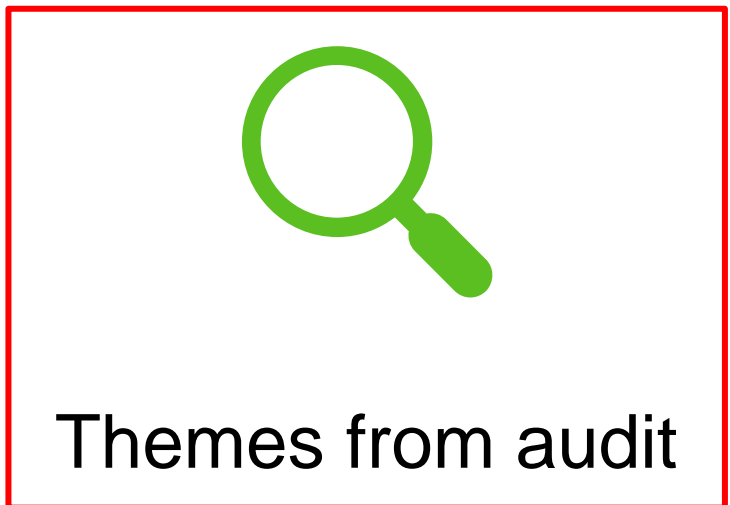
Site	March 2023	April 2023	May 2023	June 2023	July 2023	August 2023
Site 1	Green	Green	Green	Green	Green	Red
Site 2	Green	Green	Green	Green	Green	Red
Site 3	Red	Red	Red	Green	Red	Red
Site 4	Red	Red	Green	Green	Green	Red
Site 5	Green	Green	Green	Green	Green	Red
Site 6	Green	Green	Green	Green	Green	Red
Site 7	Green	Green	Green	Green	Green	Red
Site 8	Green	Red	Red	Green	Green	Red
Site 9	Green	Green	Green	Green	Green	Red
Site 10	Green	Green	Green	Green	Green	Red
Site 11	Green	Green	Green	Green	Green	Red
Site 12	Green	Green	Green	Green	Green	Red
Site 13	Green	Green	Green	Green	Green	Red
Site 14	Green	Green	Green	Green	Green	Red
Site 15	Green	Green	Green	Green	Green	Red



Outputs



Increasing oversight



Themes from audit

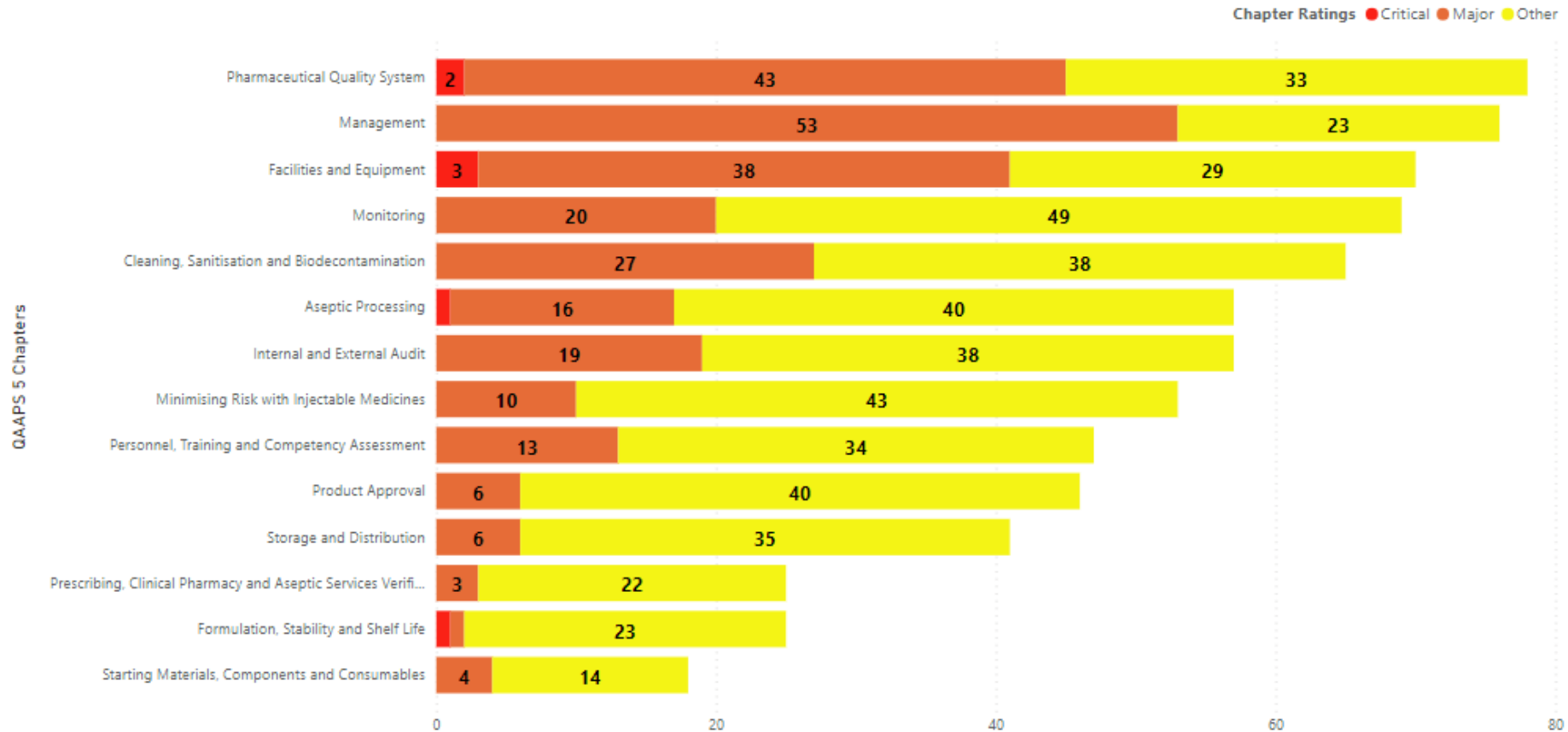


Unit data

Chapter ratings across units

Site	Audit Date	Overall risk rating	Ch. 3	Ch. 4	Ch. 5	Ch. 6	Ch. 7	Ch. 8	Ch. 9	Ch. 10	Ch. 11	Ch. 12	Ch. 13	Ch. 14	Ch. 15	Ch. 16	
	19 January 2023	Low	Satisfactory	Satisfactory	Major	Satisfactory	Other	Other	Satisfactory	Satisfactory	Satisfactory	Satisfactory	Satisfactory	Satisfactory	Satisfactory	Satisfactory	
		None	Not audited	Not audited	Not audited	Not audited	Not audited	Not audited	Not audited	Not audited	Not audited	Not audited	Not audited	Not audited	Not audited	Not audited	
	07 June 2023	Low	Other	Satisfactory	Major	Other	Major	Major	Other	Satisfactory	Other	Other	Satisfactory	Other	Other	Other	
	16 March 2023	Low	Satisfactory	Satisfactory	Major	Not audited	Satisfactory	Major	Satisfactory	Satisfactory	Satisfactory	Other	Satisfactory	Satisfactory	Other	Major	
	27 September 2...	Low	Other	Satisfactory	Major	Satisfactory	Satisfactory	Satisfactory	Satisfactory	Satisfactory	Other	Satisfactory	Satisfactory	Other	Other	Not audited	
	30 January 2023	Low	Satisfactory	Satisfactory	Other	Not audited	Other	Other	Other	Other	Other	Other	Other	Not audited	Satisfactory	Other	Not audited
	14 November 2...	Medium	Major	Satisfactory	Major	Not audited	Other	Major	Other	Other	Other	Other	Other	Other	Satisfactory	Satisfactory	Other
	16 June 2023	High	Other	Other	Major	Not audited	Major	Critical	Satisfactory	Major	Other	Satisfactory	Satisfactory	Other	Other	Other	
	29 March 2023	Low	Satisfactory	Satisfactory	Satisfactory	Satisfactory	Satisfactory	Satisfactory	Satisfactory	Satisfactory	Other	Satisfactory	Satisfactory	Satisfactory	Satisfactory	Satisfactory	Other
		None	Not audited	Not audited	Not audited	Not audited	Not audited	Not audited	Not audited	Not audited	Not audited	Not audited	Not audited	Not audited	Not audited	Not audited	Not audited
		None	Not audited	Not audited	Not audited	Not audited	Not audited	Not audited	Not audited	Not audited	Not audited	Not audited	Not audited	Not audited	Not audited	Not audited	Not audited
	30 November 2...	Low	Satisfactory	Satisfactory	Other	Other	Satisfactory	Other	Satisfactory	Satisfactory	Satisfactory	Satisfactory	Satisfactory	Satisfactory	Other	Satisfactory	Other
	30 June 2023	Low	Satisfactory	Other	Major	Other	Other	Other	Other	Satisfactory	Other	Other	Satisfactory	Other	Other	Other	
	23 November 2...	Low	Other	Other	Major	Satisfactory	Major	Other	Other	Other	Other	Satisfactory	Satisfactory	Satisfactory	Other	Other	
	07 September 2...	None	Not audited	Not audited	Not audited	Not audited	Not audited	Not audited	Not audited	Not audited	Not audited	Not audited	Not audited	Not audited	Not audited	Not audited	Not audited
	16 May 2023	Low	Other	Other	Major	Major	Satisfactory	Other	Satisfactory	Other	Other	Other	Satisfactory	Other	Satisfactory	Other	
	14 October 2022	Low	Major	Other	Major	Not audited	Other	Other	Other	Satisfactory	Other	Other	Not audited	Other	Not audited	Not audited	

QAAPS Chapter deficiencies



Top 10 QAAPS standard deficiencies

Underutilised and ineffective PQS

8.2.5.1 & 8.2.5.2 – Deviation management

8.2.6.1 – Change control

8.6.3 – Error records and trending

Management

5.2.4 – Resource and oversight of PQS

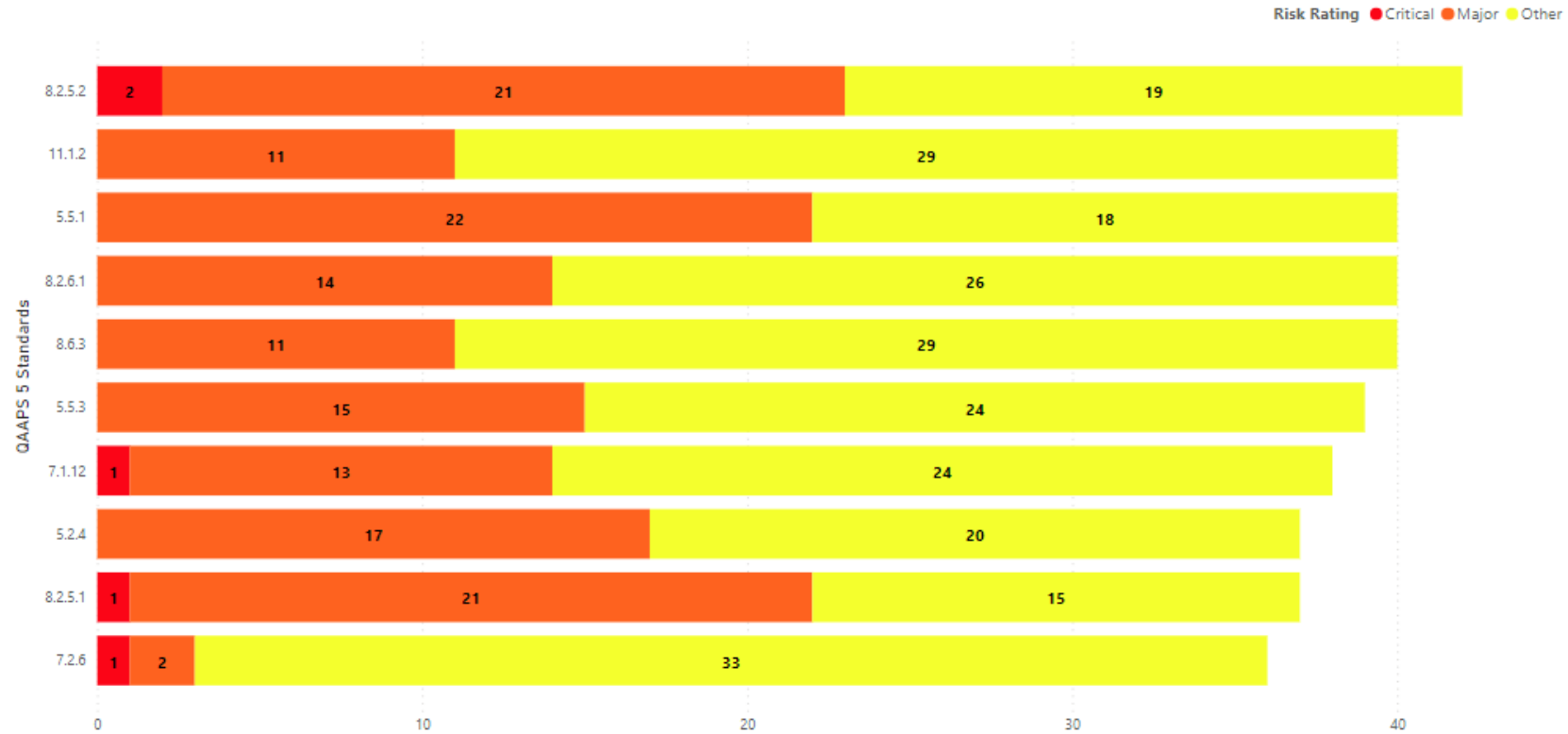
5.5.1 & 5.5.3 – Capacity

Other

11.1.2 – Environmental monitoring

7.1.12 – Facility

7.2.6 – Accepted service and maintenance reports



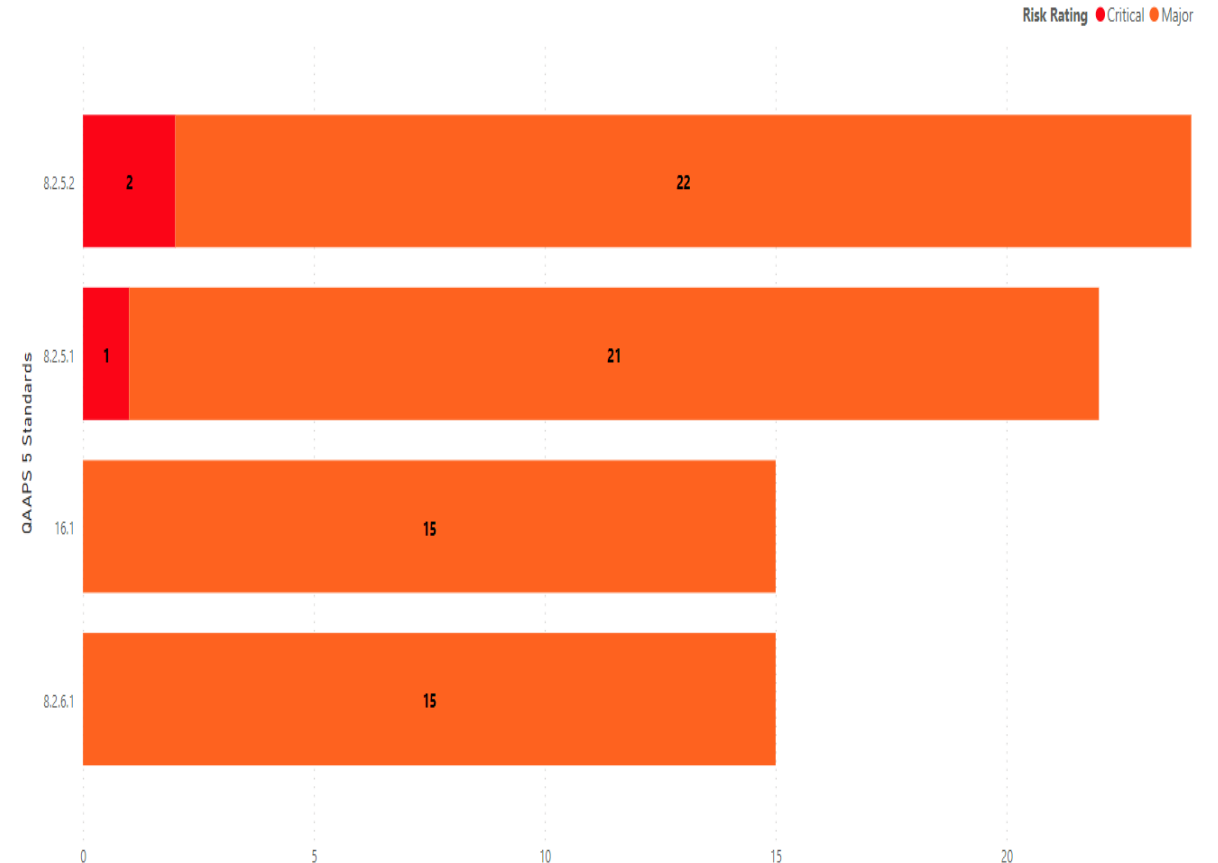
Critical and major deficiencies

Underutilised and ineffective PQS

8.2.5.1 & 8.2.5.2 – Deviation management

8.2.6.1 – Change control

16.1 – Internal audit

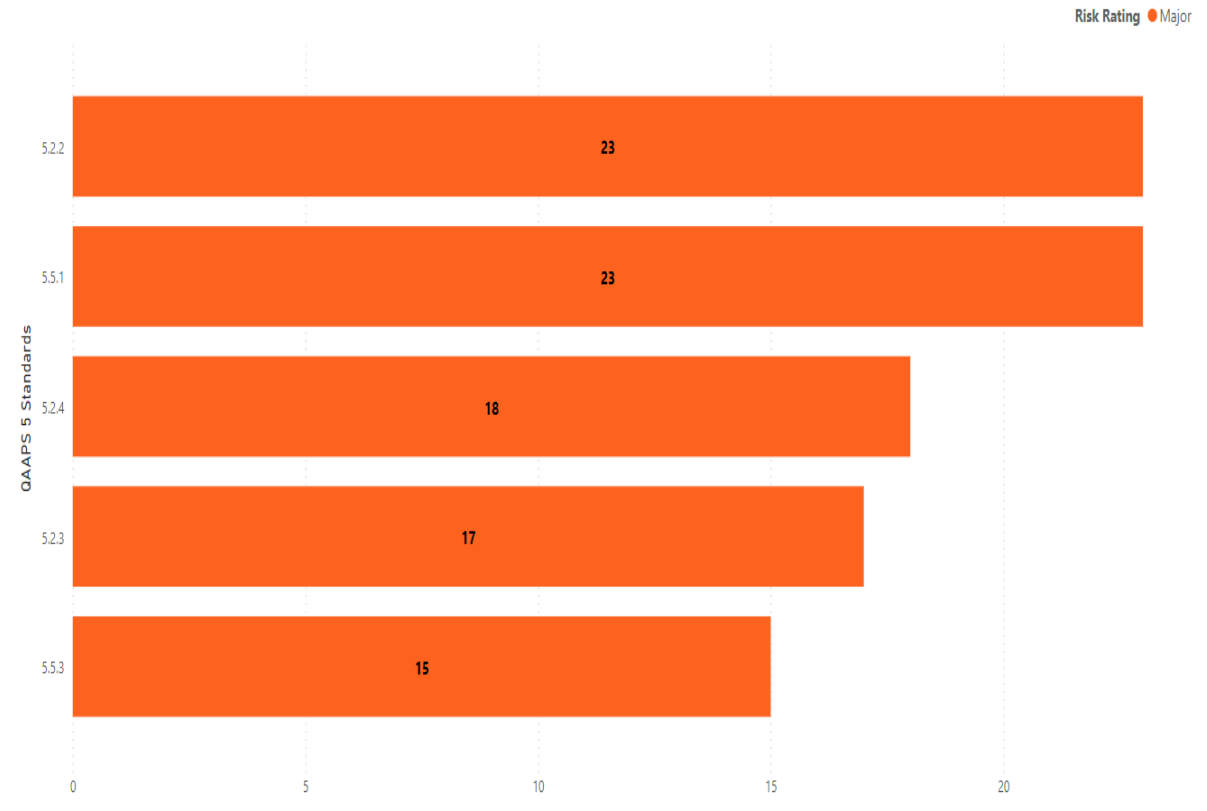


Critical and major deficiencies

Management

5.2.2, 5.2.3 & 5.2.4 – Resource and oversight of PQS

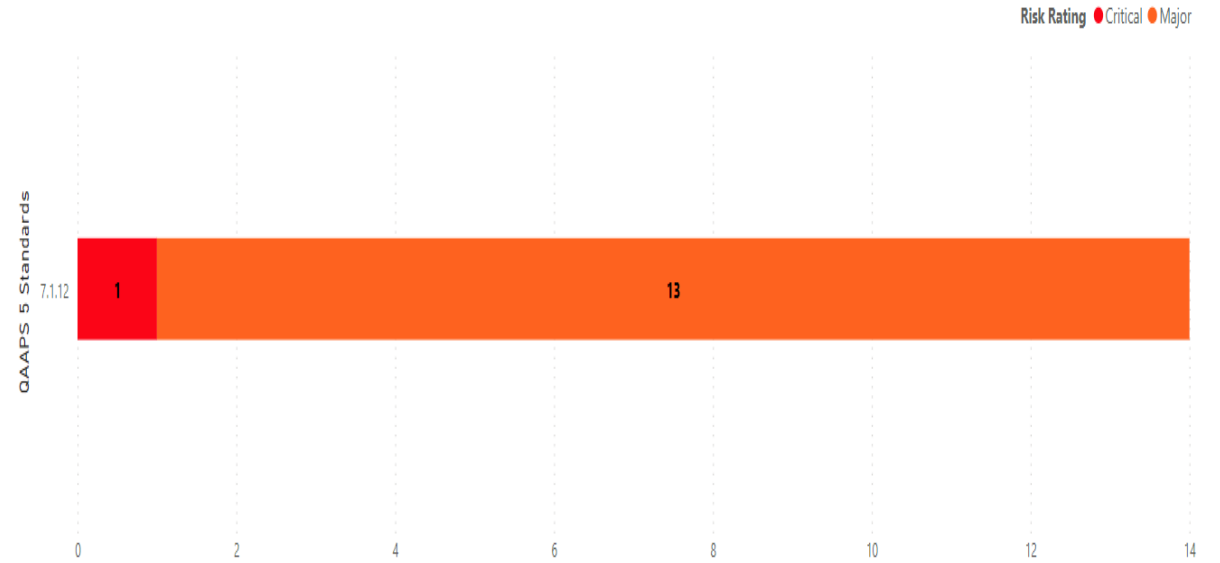
5.5.1 & 5.5.3 – Capacity



Critical and major deficiencies

Other

7.1.12 - Facility fabric



SPSQA Education & Training Resources



**Guidance and template
documentation**



**Education and training courses
/ videos**

Outputs



Increasing oversight

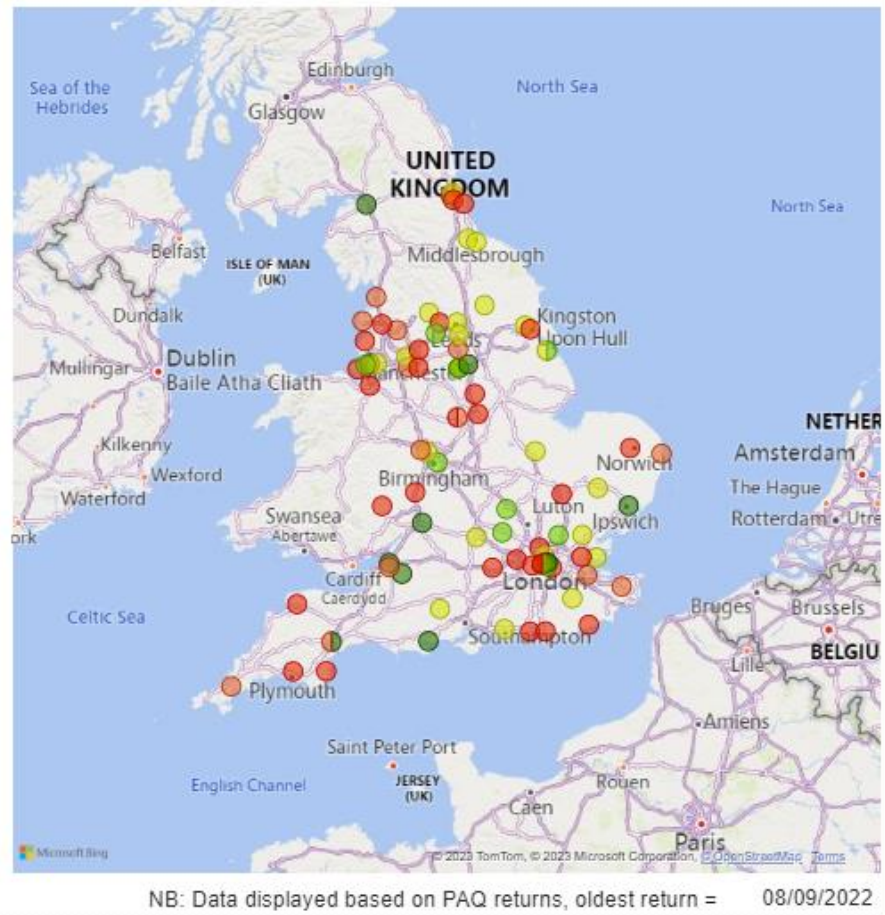
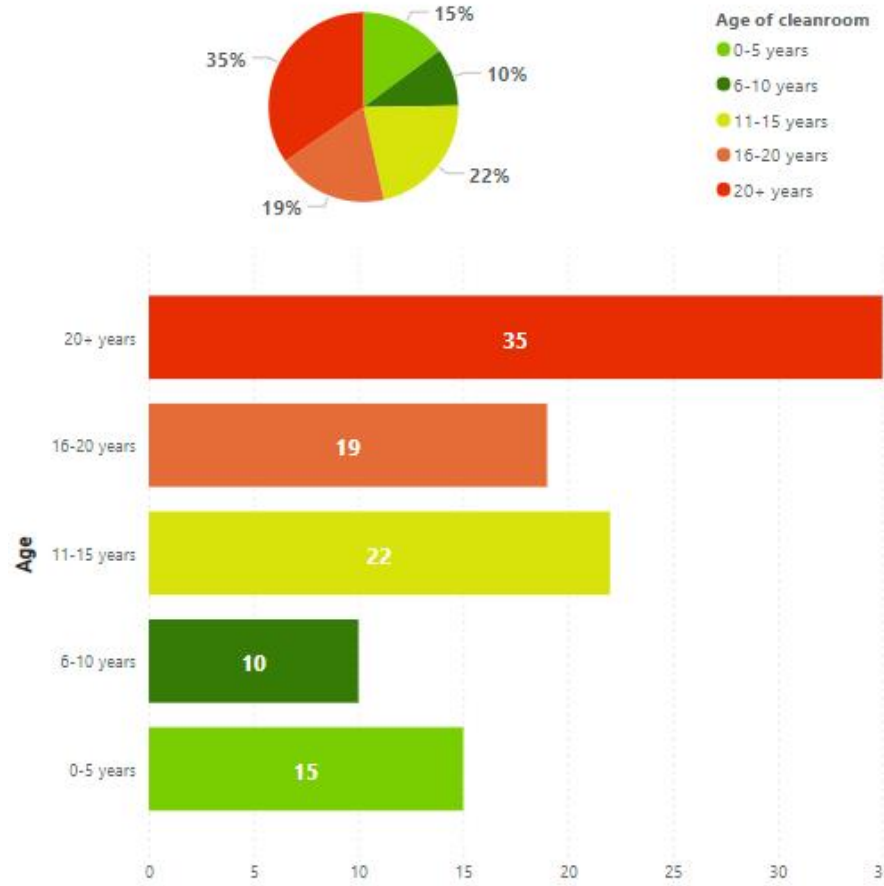


Themes from audit

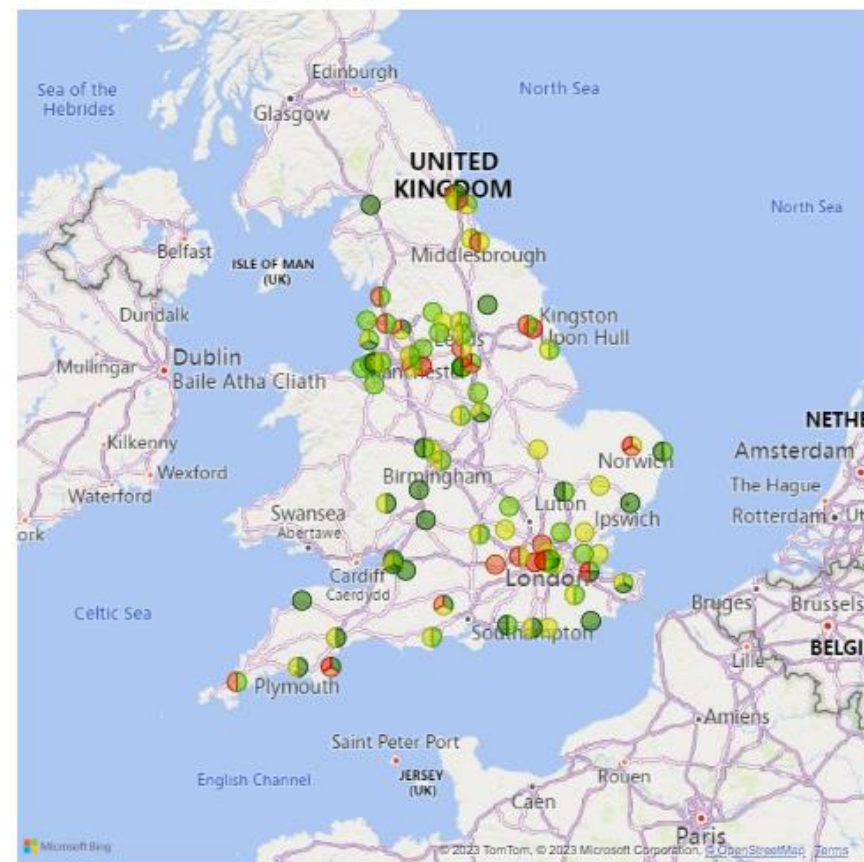
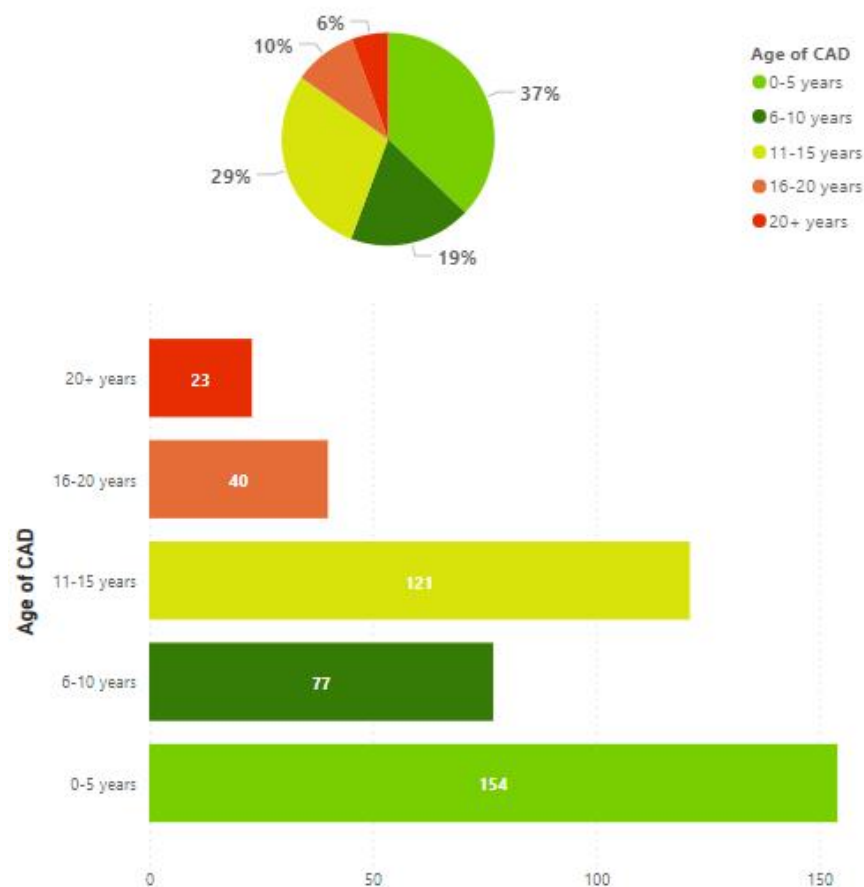


Unit data

PAQ data – facility age

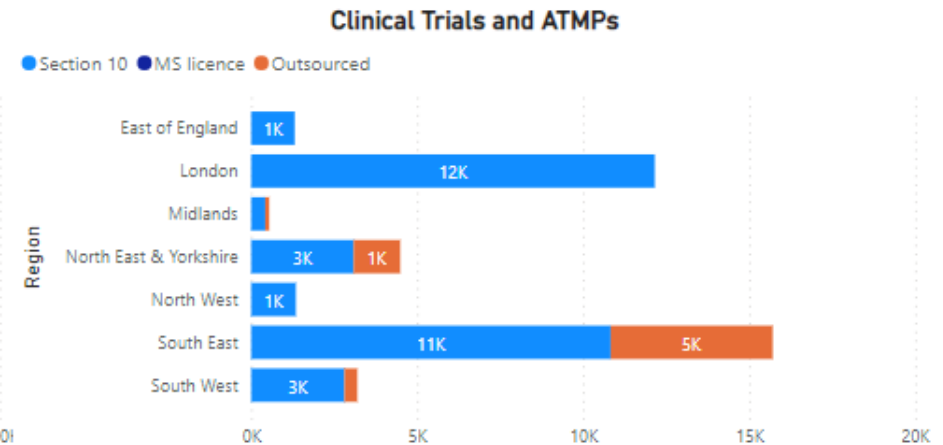
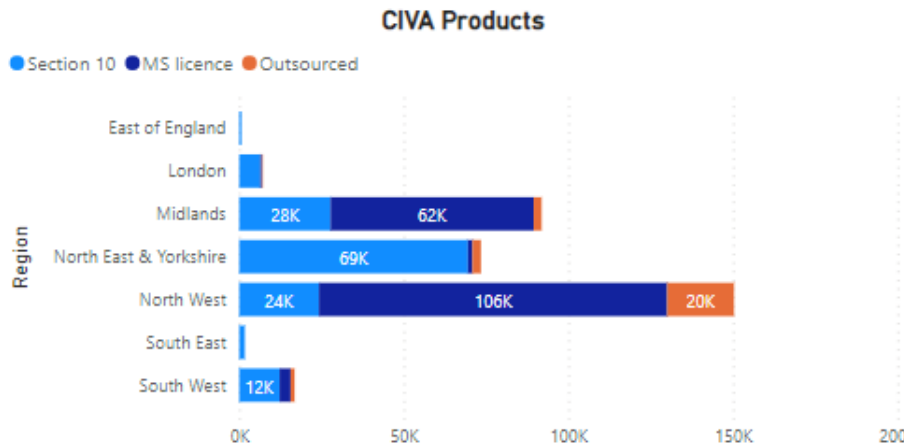
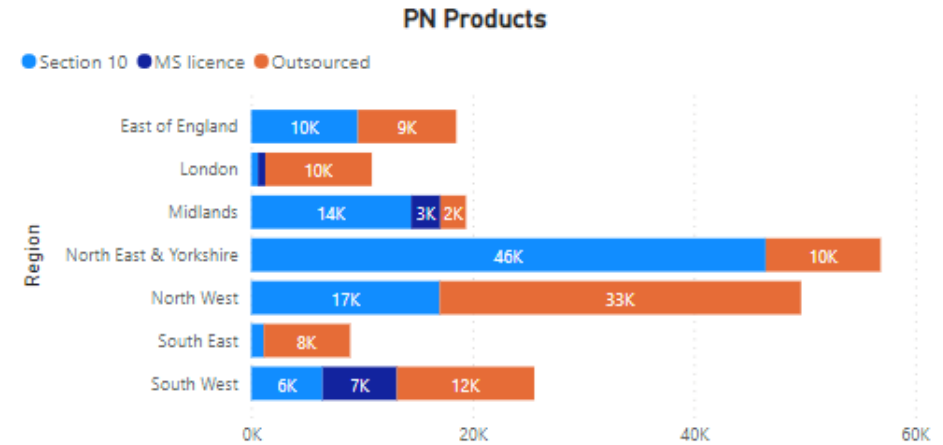
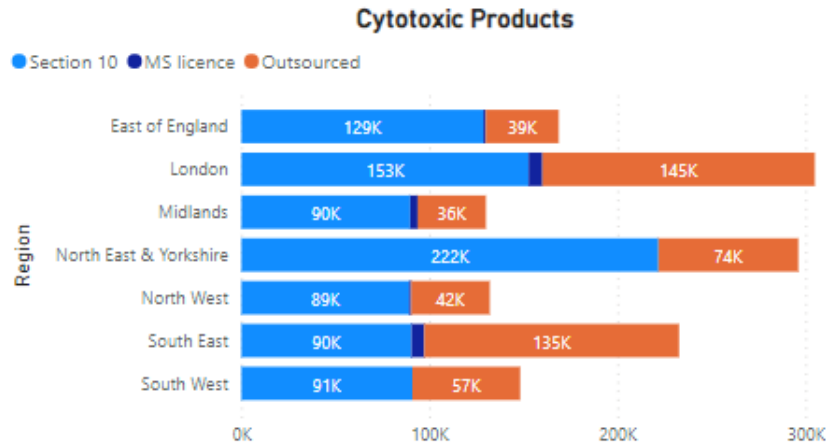


PAQ data – clean air device age

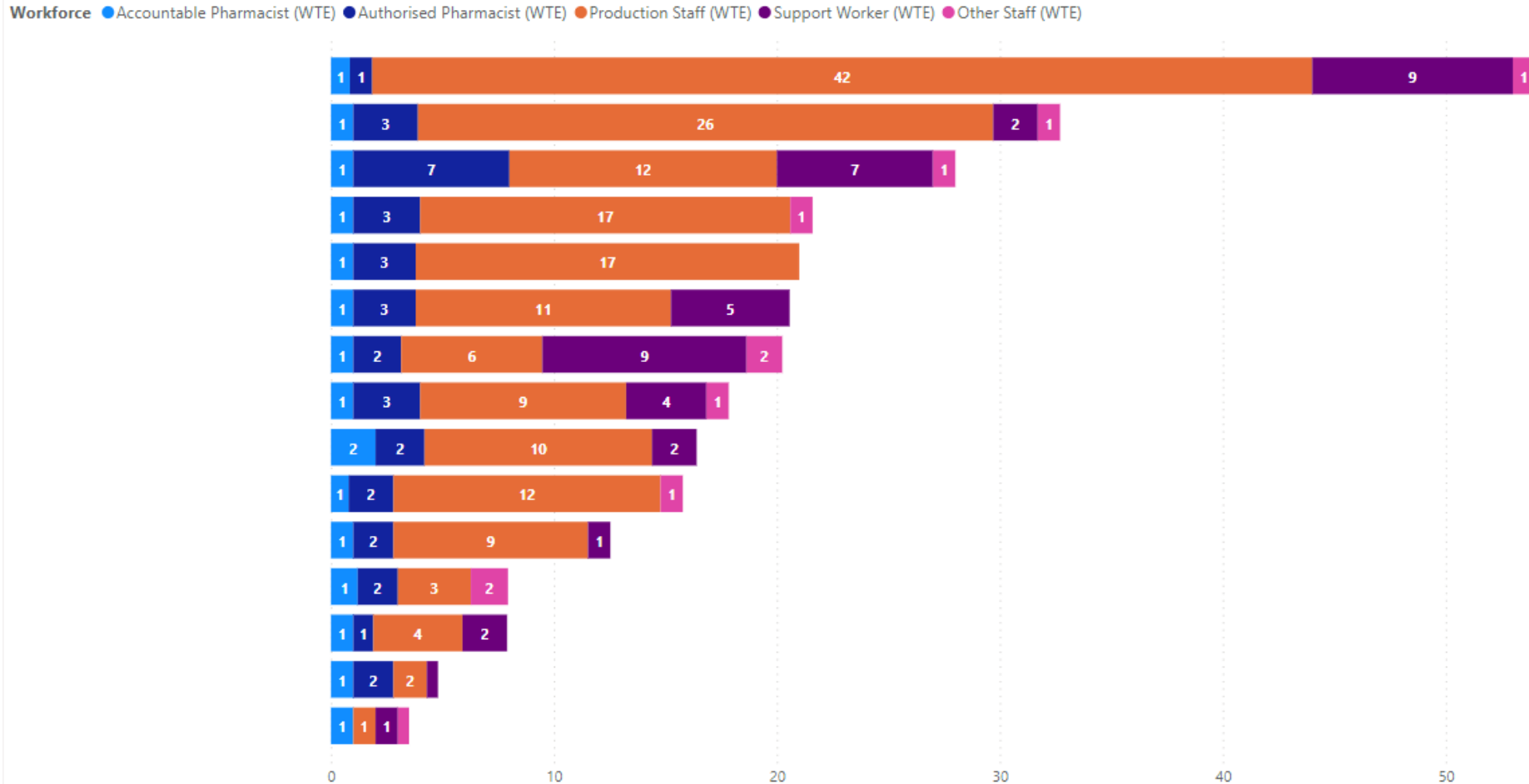


NB: Data displayed based on PAQ returns, oldest return = 08/09/2022

PAQ data – activity



PAQ – workforce data



Next steps



Finalise reporting outputs and continue to gather data



Feedback findings into Infusions and Specials Medicines Board



Identify targets for quality improvement resources



Continue to develop system functionality

Thanks

- Matt Phythian
- Sue Ladds & Team
- SPS team
- Aseptic teams



**Specialist
Pharmacy
Service**

NHS

Questions?

**The first stop
for professional medicines advice**

www.sps.nhs.uk

